

Xerox® WorkCentre™  
3655  
A4  
Black and White  
Multifunction Printer



# Xerox® WorkCentre™ 3655 Multifunction Printer

Evaluator Guide

# About this Guide

**This Evaluator Guide introduces you to the Xerox® WorkCentre™ 3655 Black and White Multifunction Printer**, explains its key features and performance advantages, and provides guidance throughout your evaluation process.

## **Section 1: Introducing Xerox® ConnectKey® Technology**

3 Overview

## **Section 2: Evaluating Work Group Black and White Multifunction Printers**

4 Overview

5 Cost Control

6 Security

7 Productivity

9 Convenience

## **Section 3: Configuration Summary, Product Specifications, Supplies and Support Resources**

11 Configuration Summary

12 Product Specifications

13 Supplies

14 Support Resources

# Section 1: Introducing Xerox® ConnectKey® Technology

## Overview

**It's easy to become overwhelmed by the countless solutions that promise to fix your most pressing issues.** Choosing the right solutions for your people becomes more complex. You want solutions that simply get it done, behind the scenes – solutions that are there when you need them but stay out of mind because they just work.

### Simplicity Redefined

Xerox® ConnectKey® Technology is a software ecosystem that provides the building blocks to leverage your multifunction printer to simplify the way work gets done.

### Solving Today's Complexities

Documents are the currency of business. They are the heart of critical workflows and drive almost every aspect of business. When a group of IT managers, business managers, and mobile workers was asked, 70% said optimising document flow would help them respond to market needs more quickly and 62% said it would improve overall revenue\*. Why? Because improved employee productivity has strategic revenue-generating consequences. More-productive employees spend more time on innovation, customer service, winning new business, and making the business more competitive.

Imagine an office environment where all print devices have the same core features and functionality, thereby dramatically increasing adoption, and providing a simplified user training experience with less mistakes and faster proficiency. The common architecture

behind ConnectKey features industry-leading security, highlighted by our groundbreaking partnerships with McAfee® and Cisco® to provide additional layers of security software and greater visibility to IT.

Simplifying customer workflows through tools like Xerox® ConnectKey® for SharePoint® or Business Process Outsourcing integration services from Xerox enable large-scale savings and process automation.

ConnectKey enabled Solutions reduce waste and paper consumption, and give you time back in your day to do your job more effectively. Plus, compatibility with energy management solutions such as Cisco EnergyWise and a mix of innovative features enable reduced power consumption so you can achieve your sustainability promises. We have rounded out this amazing ecosystem by empowering today's mobile workforce to conduct business in ways that work for them, with scalable, cloud-ready and mobile solutions.

Whether you manage the devices yourself or choose a Xerox® Managed Print Service, you'll benefit from the tools ConnectKey offers to cut your costs and keep you moving forward.

For more information about Xerox® ConnectKey, go to [www.connectkey.com](http://www.connectkey.com).

\*"The Future of Documents: How They Drive Business, Today and Tomorrow." IDC global research study, sponsored by Xerox, January 2012.

# Section 2: Evaluating Work Group Black and White Multifunction Printers

## Overview

Based on continuous study of our customers' requirements, we recommend that the following criteria be used when evaluating which work group class black and white multifunction printer to purchase for your business or organisation.

The following sections examine each of the Xerox® WorkCentre™ 3655 Black and White Multifunction Printer's advantages in greater detail, covering the specific features and performance attributes you should look for in a work group multifunction printer. When the same criteria are used to evaluate every device under consideration, you'll see how the WorkCentre 3655 excels against other manufacturers' products.

### Cost Control and Environment

### Security



### Productivity

### Convenience



WorkCentre 3655/X shown with 3 additional trays and stand.

Xerox® WorkCentre™ 3655  
Optimised for:

 Productivity	 Scanning
 Security	 Networking
 Solutions	 Wi-Fi

# Section 2: Evaluating Work Group Black and White Multifunction Printers

## Cost Control and Environment

**Your business depends on keeping costs in check.** The innovative tools in the Xerox® WorkCentre™ 3655 give you a competitive edge, minimise costs, simplify the way you manage printing and provide a significant return on your investment.

### How the Xerox® WorkCentre™ 3655 Exceeds the Cost Control Requirement

#### Control Costs

- **Manage, track and report device usage.** Use Xerox® Standard Accounting tools to control print quantities and charge-back options. Advanced solutions from Xerox Alliance Partners deliver even more helpful tools for larger office environments.
- **Customise your print driver settings for economy and efficiency.** For example, choose N-up for printing multiple pages on a single sheet as your default. Adjust settings for specific applications.
- **Secure Print with timed deletion.** With this feature, users are required to enter a passcode at the device to release the job and documents not printed within a set time will be deleted. That means less documents are unnecessarily printed and left at the device.
- **Print responsibly.** By default, our print driver is set to two-sided printing.
- **Reduce unclaimed prints.** With the Hold All Jobs Queue feature, jobs are printed only when the user walks up to the device and releases it.

### How the WorkCentre 3655 Exceeds the Environmental Requirement

#### Reduce Energy Consumption

Get a powerful multifunction printer that includes a number of environmental features.

- Power save with quick start-up conserves electricity during downtime while keeping the device ready for action.
- Full compliance with EU Restriction of Hazardous Substances (RoHS) Directive, EAC and ENERGY STAR.
- Multiple print settings are available that allow for reduced impact on the environment. Options include default two-sided printing, proof print, printing on recycled paper and draft mode.
- Our innovative Earth Smart print driver settings let you select the most environmentally conscious print options.
- Energy Management. With Cisco EnergyWise, enabled by Xerox® Power Management Information Base (MIB), you can control, manage and report your device's power consumption information, and set optimal power states and timeout intervals.

Visit our website, [www.xerox.com/about-xerox/environment](http://www.xerox.com/about-xerox/environment), to learn more about our environmental stewardship efforts.



#### Keep your costs under control.

User Permissions allow the ability to restrict access to print features by user, group, time of day, or by application. For example, rules can be set so that all Microsoft® Outlook® emails automatically print in duplex mode.

# Section 2: Evaluating Work Group Black and White Multifunction Printers Security

**Don't compromise your data.** Safeguard your devices, your data and your business with the most comprehensive range of features, technologies and solutions from security industry leaders to ensure your data remains solely yours.

## How the WorkCentre™ 3655 Exceeds the Security Requirement

- **Control the timing of your documents.** With Secure Print, there's no need to worry about confidential or private documents being left in the output tray, open for viewing or even taken by someone else.
- **Protect your confidential information.** Sensitive data is safe with encrypted PDF files for scanning and the WorkCentre 3655 devices are compliant with the 256-bit AES FIPS 140-2 standard. Hard drive image overwrite eradicates data stored on the hard disk automatically, at specific intervals, or on command and hard disk encryption safeguards data while it's stored.
- **Secure email.** WorkCentre 3655 devices are compatible with mail service providers such as Google and Yahoo so that emails can be scanned to email securely.
- **Prevent unauthorised access.** Prevent unauthorised access to the device by using network authentication with or without convenience authentication via Magstripe, proximity and Smart card (CAC/PIV/.Net) readers, Xerox® user permissions role-based and function-level login and IP Filtering.
- **Protect against threats.** The WorkCentre 3655 includes McAfee® technology integration, resulting in the industry's first line up of multifunction printers that protect themselves from potential outside threats. McAfee's whitelisting technology ensures only safe, pre-approved files or functions are executed on your devices, minimising the need to manually update software levels against new security threats. Also, seamless integration with the Xerox® Managed Print Services toolset and McAfee ePolicy (ePO) allows for easy tracking and monitoring.
- **Manage Policies.** Automatic Cisco® TrustSec Identity Services Engine (ISE) integration provides comprehensive visibility of all endpoints of Xerox® multifunction printers built on ConnectKey Technology to enforce IT-centric security policies and compliance.
- **Stay compliant with regulations.** WorkCentre 3655 devices comply with the latest security standards across industries, including government, finance and healthcare. These include Common Criteria (undergoing evaluation), HIPAA, Data Protection Act, COBIT and more. These devices can conform to any standard, with controls available to match your needs.

### Convenience Authentication

Xerox® multifunction printers built on ConnectKey Technology can be upgraded with optional solutions to deliver even greater cost control capabilities. They support many card reader technologies that enable users to log into the device using a proximity card, student ID, or security card, providing a secure method of authentication, tracking usage and billing.

# Section 2: Evaluating Work Group Black and White Multifunction Printers Productivity

**It's not enough to keep up with the competition.** The Xerox® WorkCentre™ 3655 provides you with the technology to simplify routine tasks and automate workflows, all while making your team more efficient and therefore more productive.

## How the Xerox® WorkCentre™ 3655 Exceeds the Productivity Requirement

- **Scanning at up to 51 images per minute.** Colour and black and white scanning enables faster electronic distribution of documents for more effective and impressive communications.
- **Single Touch Scan.** Use the Single Touch Scan feature to create a dedicated, easy-to-locate scan button directly on the colour touch screen interface. Assign the Single Touch Scan button its own scanning workflow for fast document distribution and archiving.
- **Exceptional print and copy quality.** With superior fine-line definition, shadows and highlights, your copies truly look like the original.
- **Walk-up simplicity.** Print from and scan to any USB memory device for faster document delivery when you're not at your computer.
- **Your print job, your priority.** The Print Around feature eliminates extended printing delays by holding a job in need of resources (such a different paper size) and printing the next job in the queue.
- **Customise your solutions.** Xerox Extensible Interface Platform® Serverless technology allows creation of ConnectKey Apps to run on Xerox® multifunction printers built on ConnectKey Technology without the need for additional IT infrastructure. This allows you to simplify and personalise the usability of your device with a range of capabilities from support applications to scanning.

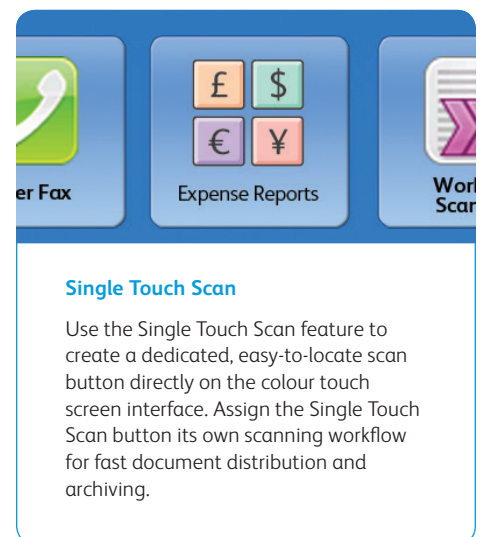
## Management, Deployment and Remote Installation

Installing and deploying a fleet of multifunction printers throughout your organisation is a potentially time-consuming, complicated task. The process isn't limited to physically placing the units in their new environments, but also includes integrating the devices with the existing network infrastructure. Also, consider the process required to deploy printing and scanning services to your users and how automated that process can be.

- **Single print driver works with all printers.** The Xerox® Global Print Driver® supports Xerox® and non-Xerox® devices on the network. Never have to redeploy another print driver, saving hours of downtime.
- **Configure once, apply fleet wide.** Xerox® multifunction device configurations can be cloned and distributed to all similar multifunction devices on your network, eliminating the need to configure and manage each device individually.
- **Installation.** When you choose Xerox, you can rest assured that your equipment will be delivered and installed into your environment to your specifications and expectations. All network-enabled configurations include an embedded 10/100/1000Base-T Ethernet connection with innovative features like auto IP addressing, device naming, and Ethernet speed sensing to provide simple and automatic installation on networks. These features make the WorkCentre 3655 quick and easy to get up and running. Management and system setup can be accomplished through a variety of means,

including the easy, wizard-based process found within Xerox® CentreWare® Web. Additionally, the WorkCentre 3655 can integrate with third-party management applications like Unicentre® TNG, IBM® Tivoli® NetView®, Microsoft® Management Console, and HP® WebJetAdmin®. Cloning capability allows fleets of devices to be installed with identical settings, eliminating the need to set up each system individually.

- **Deployment.** With the WorkCentre 3655, print and scan drivers can be deployed centrally, thereby eliminating the need for IT staff to perform desk-to-desk manual installation of the driver software. In many cases, existing Xerox® drivers on your network can work with your new hardware, potentially saving the step of updating your driver software altogether. Again, wizards are provided within CentreWare Web to aid in installing, troubleshooting, and upgrading your driver software, freeing up your IT staff for more pressing projects.



# Section 2: Evaluating Work Group Black and White Multifunction Printers Productivity (cont'd)

- **Xerox® Mobile Express Driver®.** Xerox® Mobile Express Driver makes it easy for mobile users to find, use and manage Xerox® and non-Xerox® devices in every new location. Plug into a new network, and Xerox® Mobile Express Driver automatically discovers available printers and provides status and capability information. Save a list of “favourite” printers for each location, store application print settings for use on any printer in any network, and greatly reduce mobile support calls to IT.
- **Xerox® Global Print Driver®.** Xerox® Global Print Driver is a truly universal print driver that lets IT administrators install, upgrade and manage Xerox® and non-Xerox® devices from a single driver. It provides a consistent, easy-to-use interface for end-users, reducing the number of support calls, and simplifying print services management.
- **Xerox® CentreWare® software.** Xerox® CentreWare Web management software is a powerful device-management solution for IT. The free software eases the chore of installing, configuring, managing, monitoring and pulling reports from the networked printers and multifunction printers throughout an enterprise, regardless of their manufacturer. Xerox also addresses enterprise asset management through compatibility with network management tools for Sun, Novell®, Microsoft® and other environments. The WorkCentre 3655 also includes CentreWare Internet Services, an embedded web server that allows employees and IT personnel to perform detailed status checks on the system and consumables, administer system settings, and manage access and accounting controls via any standard web browser.
- **Bidirectional print drivers.** The WorkCentre 3655 includes CentreWare® print drivers, which feature clear, graphical user interfaces that provide for easy, intuitive interaction with the multifunction printer. The drivers provide immediate desktop access to all WorkCentre output functions. The drivers also provide bidirectional information, indicating device and job status, currently loaded paper sizes and types, and installed options – so there is no need to consult other software to obtain such information. Easy-to-understand icons access the most commonly used functions, such as paper selection and document finishing. Plus with the Saved Settings feature, frequently used print job parameters can be stored for reuse.
- **Xerox® Copier Assistant®.** This software allows easier access to the copying capabilities of Xerox® multifunction devices. An alternative to the standard touchscreen, Xerox® Copier Assistant software helps everyone, especially people who are wheelchair users, blind or visually impaired, easily programme copy jobs and make copies using text-to-speech technology, screen magnification software and easy keyboard access to copying features using tab, arrow, function and hot keys.

## User Training and Helpdesk Support

- **Xerox Online Support.** This keeps you up and running by providing instant access to searchable online help right at the WorkCentre 3655 multifunction printer’s front panel. Online Support is also available from the print driver, where it gathers information stored in the printer, examines the information, diagnoses the issue and collects relevant solutions from the Xerox

knowledge base. From there it either returns a solution specific to the problem or walks a user through a troubleshooting tree. So users are now able to troubleshoot printer issues directly from print driver without having to walk to the device. You get the same information our Product Support Specialists use when resolving printer problems, assisting with error codes, print quality, media jams, software installation, and more.

## Reliability

Office productivity relies on tools that do their jobs day in and day out. Consider how often you need to intervene to replace paper or other consumables or to clear jams. How easy is that intervention, and how long is the device typically down? If outside assistance is required, how easy is it to schedule and how long do you have to wait? Is the device a reliable network citizen? Has it been tested and certified by independent industry participants?



# Section 2: Evaluating Work Group Black and White Multifunction Printers

## Convenience

**Your office is wherever you are.** Work where you want and when you want without missing a beat. The Xerox® WorkCentre™ 3655 is accessible, easy to use, convenient and enables you to work faster. Stay seamlessly connected to the tools that help you do business. No matter where you are.

### How the Xerox® WorkCentre™ 3655 Exceeds the Convenience Requirement

#### Ease-of-use

Look for fully integrated functions that work together to create more value than the sum of their parts. Are the functions easy to learn? Is the user interface consistent from function to function? Do the network features give users full access to the power of your network? Does the device include additional software to take full advantage of digital documents?

- **Leading-edge colour touch screen user interface.** Provides the comfortable look and feel Xerox is known for and features bright, intuitive icons and easy access to all major functions directly from the home screen.
- **A help desk at your fingertips.** Get quick, easy, step-by-step troubleshooting assistance – like tips for sending a scan via email – with embedded help videos right on the user interface.
- **Advanced copy and print features.** The WorkCentre 3655 greatly simplifies everyday office tasks, providing plenty of support for specialised print applications including Annotation, Bates Stamping, ID Card Copy, tab print capability and page-level programming.
- **Consistent user experience.** The WorkCentre 3655 features the same ConnectKey Technology as our other latest generation multifunction printers, making users more comfortable operating the devices because of their common look and feel. For more information about our groundbreaking Xerox® ConnectKey® Technology, visit [www.connectkey.com](http://www.connectkey.com).

- **Front panel user interface.** It doesn't matter if a job is simple or complex – the newly engineered colour touch screen interface is easy to learn and offers quick job programming. It features bright, intuitive icons and easy access to all major functions directly from the home screen. Third-party applications can be integrated with the touch screen interface as well, thanks to Xerox® Workflow Solutions\*, built on our Xerox Extensible Interface Platform® technology.
- **Network management.** It couldn't be easier for the network administrator; the WorkCentre 3655 integrates seamlessly into virtually any network environment. Network configuration is easy with CentreWare® install wizards – which eliminate the need for IT staff to reset parameters, connect users or manage job queues device by device. Onboard SNMP support lets customers integrate with other network frameworks.
- **Convert paper documents.** Scan documents to create text-searchable PDFs and single and multipage PDFs for easy archiving, organising and searching.
- **On-box Optical Character Recognition, searchable PDF.** Easily convert hard-copy documents into searchable-PDF format for faster retrieval.

\* Optional solutions may vary by region.



#### Remote Control Panel

Remotely operate the WorkCentre 3655 control panel from any office PC as though you were standing at the device. The Remote Control Panel makes it easier and more convenient to train users and for IT staff to remotely view and monitor the user interface. And during a remote session, walk-up users are notified at the device to prevent simultaneous system changes. Plus, advanced print drivers and free device management tools let you remotely monitor real-time performance and available resources for greater uptime.

# Section 2: Evaluating Work Group Black and White Multifunction Printers

## Convenience (cont'd)

### Mobility

When at the workplace, the Xerox® WorkCentre™ 3655 gives your office staff the luxury of controlling device functions from any workstation. Plus, mobile professionals can stay connected to the communications tools and productivity solutions offered by the WorkCentre 3655 – for more flexibility regardless of location.

- **Xerox® Mobile Print and more.** Take the mystery and anxiety out of wireless and mobile device printing. Xerox has all the options to enable secure, accurate printing from most mobile devices, to any printer or multifunction printer, regardless of brand. Get industry-leading accuracy when printing native Microsoft® PowerPoint®, Word® and other standard files. Plus, Xerox offers IT-friendly optional capabilities such as PIN code access, multiple mobile operating systems and more. Whether offsite or onsite, learn more about why Xerox is the only choice for today's mobile professionals by visiting [www.xerox.com/mobile](http://www.xerox.com/mobile).
  - Choose Xerox® Mobile Print Solution with an on-site server for your internal network, or behind your network's firewall, for added control and higher volume use.
  - Choose Xerox® Mobile Print Cloud to easily manage local and remote locations, control visitors' printing access and "pay as you use."
- **Optional Wi-Fi connectivity.** Administrators can connect the WorkCentre 3655 devices anywhere, without the need for network cabling.
- **Xerox® ConnectKey® for SharePoint® or Xerox® ConnectKey® for DocuShare®.** Scan files directly into Microsoft® SharePoint or Xerox® DocuShare® and other Windows® folders. Plus, you'll go beyond basic file storage and PDF creation by automatically converting documents to intelligent, structured data with easy file naming and routing tools.
- **Xerox® ConnectKey® Share to Cloud.** Our cloud-based scanning solution provides easy, secure, scalable scanning to popular cloud-based repositories such as Google Docs™, Salesforce.com, Office 365 and Dropbox™, using custom-designed workflows.
- **Apple® AirPrint.** Print email, photos and important office documents directly from your Apple iPhone® or iPad® with no drivers to install and no cables to connect. With AirPrint, your iPhone or iPad automatically locates and connects to the AirPrint-enabled WorkCentre 3655 device over your office Wi-Fi network.
- **Mopria™ certified.** Mopria certification simplifies the mobile printing experience for tablets and smartphones to many printing devices, including the WorkCentre 3655.

# Section 3: Configuration Summary, Product Specifications, Supplies and Support Resources

## Configuration Summary

ConnectKey®

The WorkCentre 3655 Multifunction Printer is built on Xerox® ConnectKey® Technology. For more information, go to [www.connectkey.com](http://www.connectkey.com).

Device Specifications		WorkCentre 3655/S	WorkCentre 3655/X
Speed		Up to 45 ppm A4	
Duty Cycle		Up to 150,000 pages / month <sup>1</sup>	
Hard Drive / Processor / Memory		Minimum 250 GB / 1 GHz Dual-core / 2 GB	
Connectivity		10/100/1000Base-T Ethernet, High-Speed USB 2.0 Direct Print, Optional Wi-Fi (with Wireless Connectivity Kit)	
Controller Features		Unified Address Book, Remote Control Panel, Online Support (accessed from the user interface and print driver), Configuration Cloning	
<b>Copy and Print</b>			
Copy and Print Resolution		<b>Copy:</b> Up to 600 x 600 dpi; <b>Print:</b> Up to 1200 x 1200 dpi	
First-print-out Time (as fast as)		<b>Copy:</b> As fast as 12 seconds; <b>Print:</b> As fast as 8 seconds	
Page Description Languages		Adobe® PostScript® 3™, PDF, PCL® 5c / PCL 6, XML Paper Specification (XPS®)	
Print Features		Print from USB, Earth Smart Driver Settings, Store and Recall Driver Settings, Bidirectional Status, Smart Duplex, Automatic Two-sided, Booklet Printing, Proof Print, N-up, Print Around	
Mobile Printing		Apple® AirPrint, Xerox® Mobile Print Solution (Optional), Xerox® Mobile Print Cloud (Optional), Xerox® PrintBack, Mopria™ certified	
<b>Scan</b>	Standard	<b>Speed:</b> up to 28 ipm colour/up to 51 ipm black and white (simplex); <b>Destinations:</b> Scan to Mailbox; Scan to USB, Scan to Email, Scan to Network; <b>File Formats:</b> PDF, PDF/A, XPS, JPEG, TIFF; <b>Convenience Features:</b> Scan to Home, Single Touch Scan, Searchable PDF, Single/Multi-Page PDF / XPS / TIFF, Encrypted / Password Protected PDF, Linearised PDF / PDF/A	
	Optional	<b>Software packages:</b> ConnectKey® for SharePoint®, ConnectKey® for DocuShare®, ConnectKey® Share to Cloud, Xerox® Scan to PC Desktop® SE and Professional	
<b>Fax</b>		Internet Fax, Server Fax	Embedded Fax <sup>2</sup> , LAN Fax, Internet Fax, Server Fax
<b>Security</b>	Standard	McAfee® Embedded, McAfee ePolicy (ePO) Compatible, Hard Drive Image Overwrite, 256-bit Encryption (FIPS 140-2 compliant), Common Criteria Certification (ISO 15408) <sup>3</sup> , Secure Print, Secure Fax, Secure Scan, Secure Email, Cisco® TrustSec Identity Services Engine (ISE) Integration, Network Authentication, SSL, SNMPv3, Audit Log, Access Controls, User Permissions	
	Optional	McAfee Integrity Control, Xerox Secure Access Unified ID System®, Smart Card Enablement Kit (CAC/PIV/.NET)	
<b>Accounting</b>	Standard	Xerox® Standard Accounting (Copy, Print, Scan, Fax, Email), Network Accounting Enablement	
	Optional	Equitrac Express®, Equitrac Office®, Equitrac Professional®, YSoft® SafeQ®	
<b>Paper Input</b>	Standard	<b>Duplex Automatic Document Feeder:</b> 60 sheets; Custom sizes: 139.7 x 139.7 mm to 216 x 356 mm <b>Bypass Tray:</b> 150 sheets; Custom sizes: 76.2 x 127 mm to 216 x 356 mm <b>Tray 1:</b> 550 sheets; Custom sizes: 139.7 x 210 mm to 216 x 356 mm	
	Optional	<b>Up to 3 Additional Trays:</b> 550 sheets each; Custom sizes: 139.7 x 210 mm to 216 x 356 mm	
Total Capacity (Std. / max.)		700 / 2,350 sheets	
<b>Paper Output</b>	Standard	250-sheet output tray with tray-full sensor	
<b>Finishing</b>		NA	<b>Offline Convenience Stapler:</b> 20-sheet, single position
<b>Warranty</b>		One-year on-site warranty <sup>4</sup>	

<sup>1</sup> Maximum volume capacity expected in any one month. Not expected to be sustained on a regular basis.

<sup>2</sup> Requires analogue phone line.

<sup>3</sup> Undergoing evaluation.

<sup>4</sup> Products purchased under a Page Pack/e-Click agreement do not carry a warranty. Please refer to your service agreement for full details of your enhanced service package.

For more detailed specifications, go to [www.xerox.com/office/WC3655Specs](http://www.xerox.com/office/WC3655Specs).

# Section 3: Configuration Summary, Product Specifications, Supplies and Support Resources

## Product Specifications

Product Specifications				
<b>Operating Systems</b>	Microsoft® Windows® XP SP3 (32- and 64-bit) Windows Server 2003 (32- and 64-bit) Windows Server 2008 and R2 (32- and 64-bit) Windows Server 2012 and R2 Windows Vista SP2 (32- and 64-bit) Windows 7 (32- and 64-bit) Windows 8 (32- and 64-bit) Windows 8.1 (32- and 64-bit) Mac OS 10.7, 10.8, 10.9 Linux® Redhat® Fedora® Core 19 x86 Ubuntu® 13.10 x64 openSUSE® 13.1 x64			
<b>Media Handling</b> Duplex Automatic Document Feeder	Capacity: 60 sheets Speed: Black and white: up to 51 images per minute (ipm) (simplex) / up to 24 ipm (duplex); Colour: up to 28 images per minute (ipm) (simplex) / up to 13 ipm (duplex) Paper size sensed: 139.7 x 139.7 mm to 216 x 356 mm Weights: Simplex: 50 gsm to 125 gsm; Duplex: 60 gsm to 125 gsm			
Bypass Tray	Capacity: 150 sheets; Custom sizes: Custom sizes: 76.2 x 127 mm to 216 x 356 mm Weights: 60 to 216 gsm			
Tray 1	Capacity: 550 sheets; Custom Sizes from 139.7 x 210 mm to 216 x 356 mm Weights: 60 to 216 gsm			
Up to 3 Additional Trays	Capacity: 550 sheets; Custom Sizes from 139.7 x 210 mm to 216 x 356 mm Weights: 60 to 216 gsm			
<b>Operating Environment</b> Required Temperature Range	5° to 32° C			
Required Relative Humidity	15% to 85%			
Sound Power Levels	Operating 7.27 B(A), Standby: 4.8 B(A)			
Sound Pressure Levels	Operating: 55.9 dB(A), Standby: 31.9 dB(A)			
<b>Electrical</b>	Voltage : 220-240 VAC +/- 10%; Frequency: 50/60 Hz +/- 3%, 6 A			
<b>Dimensions</b> (Unpackaged)	Width	Depth	Height	Weight
WorkCentre 3655/S	560 mm	541 mm	577 mm	25.4 kg
WorkCentre 3655/X	560 mm	541 mm	577 mm	26.3 kg
550-sheet Feeder	495 mm	469 mm	96.3 mm	4.2 kg
Stand	737 mm	699 mm	332 mm	12.9 kg
<b>Dimensions</b> (Packaged)	Width	Depth	Height	Weight
WorkCentre 3655/S	653 mm	674 mm	723 mm	31.2 kg
WorkCentre 3655/X	653 mm	674 mm	723 mm	32.1 kg
550-sheet Feeder	575 mm	601 mm	241 mm	5.8 kg
Stand	560 mm	530 mm	270 mm	16.6 kg
<b>Certifications</b>	FCC Part 15, Class A FCC Part 68 CE Mark applicable to Directives 2006/95/EC, 2004/108/EC and 1999/5/EC UL 60950-1/CSA 60950-1-07, 2nd Edition EAC RoHS Directive 2011/65/EU WEEE Directive 2012/19/EU Citrix Cerner Common Criteria (IEEE 2600.2 standard (undergoing evaluation)) Blue Angel ECOLOGO® (undergoing evaluation) ENERGY STAR® qualified To view the latest list of certifications, go to <a href="http://www.xerox.com/OfficeCertifications">www.xerox.com/OfficeCertifications</a> .			

# Section 3: Configuration Summary, Product Specifications, Supplies and Support Resources

## Supplies

Supplies and Accessories	Description	Yield	Order Number
<b>Supplies</b>	Standard Capacity Toner Cartridge <sup>1</sup>	6,100 pages <sup>1</sup>	106R02736
	High Capacity Toner Cartridge <sup>1</sup>	14,400 pages <sup>1</sup>	106R02738
	Extra-high Capacity Toner Cartridge <sup>1</sup>	25,900 pages <sup>1</sup>	106R02740
	Drum Cartridge <sup>2</sup>	85,000 pages	113R00773
	Staple Cartridge	3,000 staples	108R00823
<b>Accessories</b>	550-sheet Feeder (Adjustable up to A4 / legal)	-	097S04625
	Stand (Adds storage capacity for supplies, device stability, mobility and 332 mm of height)	-	497K14670
	Wireless Networking Adapter	-	497K11500
	McAfee Integrity Kit	-	320S00665
	Smart Card Enablement Kit (CAC/PIV/.NET)	-	498K17546

<sup>1</sup> Average standard pages. Declared Yield in accordance with ISO/IEC19752. Yield will vary based on image, area coverage and print mode

<sup>2</sup> Approximate pages. Declared Yield based on A4-size 75 gsm pages. Yield will vary based on media type, size, weight, orientation.

# Section 3: Configuration Summary, Product Specifications, Supplies and Support Resources

## Support Resources

### Unrivalled Service and Support

Behind every Xerox® product is a large network of customer support that's unrivalled in the industry and available when you need it. Xerox service professionals use leading-edge technologies to keep you up and running. They're even linked to the engineers who designed your product, so you can be confident when you choose Xerox. And genuine Xerox® supplies are always readily available.

### Xerox® Office Services Support

#### Asset Management Services

- Asset Optimisation and Tracking – Process and tools to optimise an enterprise's office output infrastructure and reduce hard costs
- Break-Fix Management – Single point of ownership and management for break-fix service of all brands of office output devices, regardless of manufacturer
- Supplies Management – Process and tools to procure, monitor and replenish all document-related supplies proactively

### Imaging and Output Management Services

- Output Management – Single point of management of office output from all output devices, regardless of manufacturer
- Image Capture and Workflow – Cost-efficient solutions for capturing, managing, retrieving and distributing information into digital repositories

#### Support Services

- Technology Procurement and Deployment – A creative and flexible end-to-end print/computer product acquisition solution that uses a single-point-of-contact model while lowering the total cost of acquisition
- Help Desk Services – A broad range of enterprise services, managed through a centralised single point of contact and delivered through either an on-site or off-site model
- End User Services – Microsoft® software implementation, IT project consulting, and customer education

### Additional Information Sources

#### WorkCentre 3655 Front Panel:

- The front panel offers tools and information pages to help with machine setup, feature selections, operational problems, media feed and supply issues.

#### Customer Documentation:

- Installation Guide
- Quick Use Guide
- Software and Documentation CD-ROM

#### On the Web:

Visit [www.xerox.com/office](http://www.xerox.com/office) for:

- Product, supplies, and support information
- Downloading drivers
- Finding your local reseller
- Online documentation

Visit [www.xerox.com/office/support](http://www.xerox.com/office/support) for:

Support and service information, including the same troubleshooting Knowledge Base used by Xerox Customer Support staff to provide the latest technical information on:

- Application issues
- Errors
- Print-quality issues
- Troubleshooting

# Notes

For more detailed specifications, go to [www.xerox.com/office/WC3655Specs](http://www.xerox.com/office/WC3655Specs).

Return spent imaging supplies through the Xerox Green World Alliance collection/reuse/recycling programme. For more information, visit [www.xerox.com/about-xerox/recycling](http://www.xerox.com/about-xerox/recycling).

### Questions? Comments? Problems?

If you have any questions, please contact your Xerox sales representative or visit us on the web at [www.xerox.com/office](http://www.xerox.com/office).

